
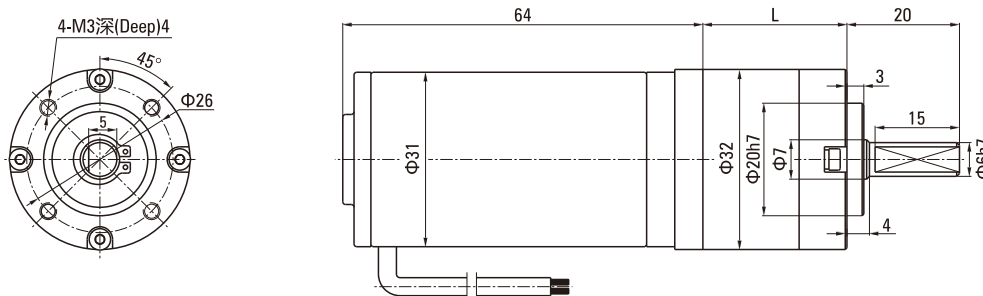


■ ZPNΦ32 BRUSH有刷

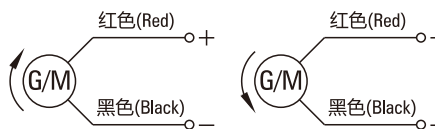


■ 外径32直流有刷行星减速电机外形图纸 Outside Diameter 32 DC Brush Motor



电机型号 Motor Type	减速箱型号 Gearbox Model	减速比 Gear Ratio	L尺寸(mm) Dimension
Z32DPN	32ZPN□	一级Stage1	3.7~6.75
		二级Stage2	14~46
		三级Stage3	51~308

电机接线图 Wiring Diagram



■ 有刷直流电机技术参数 Blush DC Motor Technical Data

电机型号 Motor Type	电压 Voltage V	功率 Power W	空载电流 No-load Current A	空载转速 No-load Speed RPM	额定电流 Rated Current A	额定转速 Rated Speed RPM	额定力矩 Rated Torque N.m	电机寿命 Motor Life H
Z32DPN2410-40S	24	10	0.4	5000	0.7	4000	0.024	2000
Z32DPN2415-50S	24	15	0.5	6000	1.1	5000	0.029	2000

■ 有刷直行星减速电机技术参数 Blush DC Planetary Gear Motor Technical Data-Z32DPN2410-40S

减速比 Ratio	3.7	5.18	6.75	13.73	19.2	25	28.93	34.97	45.56	50.89	68.08	78.7	92.7
输出轴转速 r/min Output shaft speed	1081	932	772	592	285	210	160	137	114	87	78	59	50
允许力矩 N.m Allowable torque	0.080	0.092	0.111	0.145	0.270	0.367	0.483	0.561	0.6777	0.890	0.889	1.185	1.3777
减速级数 Reduction stage	1	1	1	1	2	2	2	2	2	2	3	3	3

减速比 Ratio	99.5	115.1	129.6	149.9	168.85	195.28	236.1	307.54					
输出轴转速 r/min Output shaft speed	43	40	35	31	26	23	20	17	13				
允许力矩 N.m Allowable torque	1.621	1.743	2.004	2.266	2.614	2.945	3.400	4.000	4.000				
减速级数 Reduction stage	3	3	3	3	3	3	3	3	3				